

Intelligent Manual Pull Stations

E-270, E-278



Overview

Edwards intelligent manual pull stations are engineered to deliver high-performance features, superb reliability, and unbeatable quality. From control of ancillary equipment, to enhanced signaling functionality, these products add flexibility and powerful options to Edwards Signaling intelligent systems.

Designed expressly for small buildings, Edwards Signaling pull stations are addressable modules that are uniquely identified on the system by means of familiar rotary switches. Once registered, they share data and update status information that determines how the system behaves and how connected devices interact with one another.

Edwards Signaling intelligent manual pull stations also offer contractors and installers simple setup and installation, while delivering options that take full advantage of intelligent fire alarm processing. With a microprocessor in each device, intelligence is distributed throughout the system so that command decisions are made instantly at the individual pull station, rather than bottlenecking at the control panel.

This not only speeds event processing, it also makes a more robust and reliable system – so robust, in fact, that when upgrading from a conventional panel to a Edwards Signaling intelligent system, you can usually use existing wiring – no twisted or shielded cable required!

Standard Features

- **Traditional familiar appearance**
Single action models feature our familiar teardrop design with simple positive pull action and sturdy die-cast metal body.
- **Single action (GA) and double action models**
Double action feature rugged Lexan housings with keyed reset.
- **Break glass operation**
An up-front visible glass rod on the E-270 discourages tampering.
- **Intelligent device with integral microprocessor**
All decisions are made at the station allowing lower communication speed while substantially improving control panel response time. Less sensitive to line noise and loop wiring properties; twisted or shielded wire is not required.
- **ADA Compliant**
Meets ADA requirements for manual pull stations.
- **Rotary Addressing**
Familiar easy-to-set wheels.
- **Diagnostic LEDs**
Status LEDs; flashing GREEN shows normal polling; flashing RED shows alarm state.
- **Designed for high ambient temperature operation**
Install in ambient temperatures up to 120 °F (49 °C).

Operation

A single input mini module mounted on the back of the unit (factory installed) supervises the station and sends an alarm signal to the control panel when the switch is closed (i.e. when the handle is pulled).

The device address is set using the two rotary switches located on the back of the unit. One device address is required.

The pull station is configured for alarm latching operation. When the pull lever is activated, an alarm signal is sent to the control panel and the alarm condition is latched at the pull station.

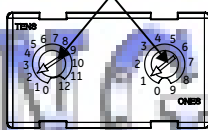
The E-270 pull station is a normally open dry contact initiating device that requires one action by the user to initiate an alarm.

The E-278 pull station is a normally open dry contact initiating device that requires two actions by the user to initiate an alarm. First, the upper door marked LIFT THEN PULL HANDLE must be raised to access the alarm handle. Second, the alarm handle must be pulled to initiate an alarm.

Device Addressing

Use a screwdriver to adjust the two rotary switches on the front of the module. Set the TENS rotary switch (0 through 12) for the 10s digit and the ONES rotary switch for the 0 through 9 digit.

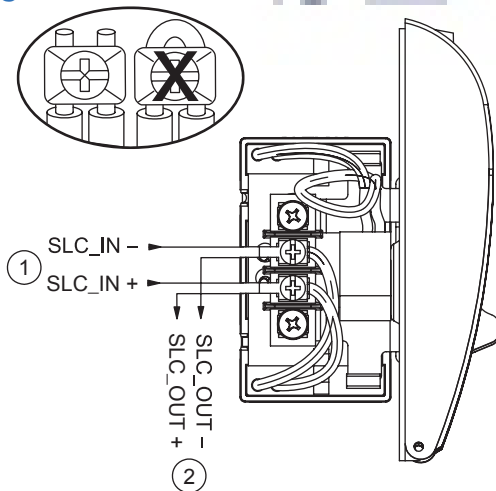
Insert screwdriver here



Example: For device address 21, set TENS rotary switch to 2 and set the ONES rotary switch to 1.

Refer to the Specifications Table for available address numbers.

Wiring

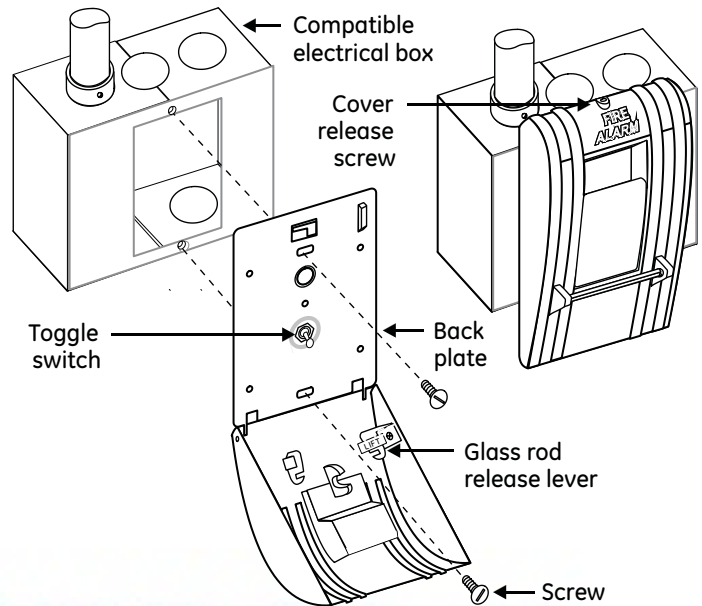


1. From previous device or control panel
2. To next device or EOL resistor

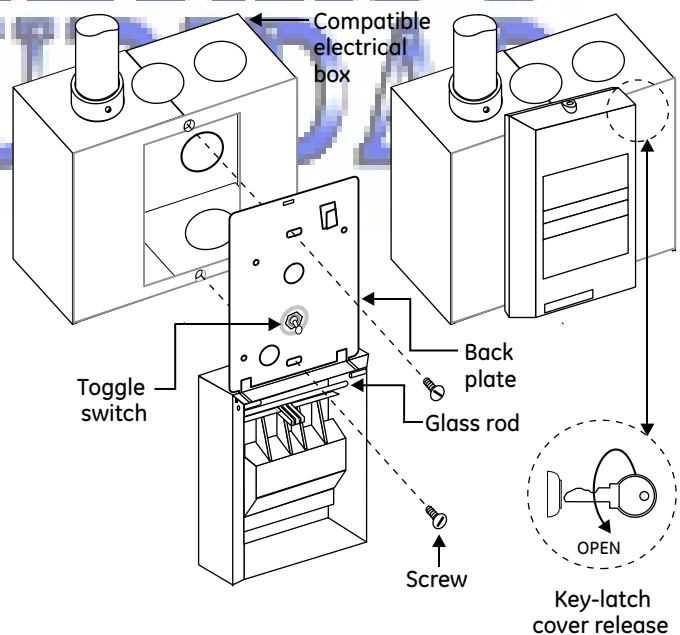
Installation

Mount in a North American 2-1/2 in. (64 mm) deep 1 gang box, or standard 4 in. square box 1-1/2 in. (38 mm) deep box with 1 gang cover.

E-270 Single Action Pull Station



E-278 Double Action Pull Station



Specifications

Communication line voltage	Maximum 20 V peak-to-peak
Current	
Standby	350 μ A
Activated	500 μ A
Operating environment	
Temperature	32 to 120°F (0 to 49°C)
Humidity	0 to 93% RH, noncondensing at 90°F (32°C)
Storage temperature range	-4 to 140°F (-20 to 60°C)
Compatible electrical boxes	North American 2-1/2 in. (64 mm) deep 1 gang box Standard 4 in. square box 1-1/2 in. (38 mm) deep box with 1 gang cover
Wire size	12, 14, 16, or 18 AWG wire (2.5, 1.5, 1.0, or 0.75 sq. mm) (Sizes 16 and 18 AWG are preferred)
Device address	01 to 64 (64 point control panel) 01 to 127 (127 point control panel)

Ordering Information

Catalog Number	Description	Ship Wt. lbs (kg)
E-270	One Stage Fire Alarm Station	
E-278	Double Action Fire Alarm Station	1 (0.5)

Accessories

276B-RSB	Surface Backbox, Red	0.1 (0.05)
276-K1	Station Reset Key, Supplied with all Key Reset Stations	0.1 (0.05)
27165	12 Glass Rods - for E-270 series (CANADA ONLY)	0.1 (0.05)
270-GLR	20 Glass Rods - for E-270 series (USA ONLY)	0.1 (0.05)
276-GLR	20 Glass Rods - for E-278 series	0.1 (0.05)

INGENIERIA Y
SEGURIDAD

Warning

These pull stations will not operate without electrical power. As fires frequently cause power interruption, you should discuss further safeguards with your local fire protection specialist.

Caution

Wire in accordance with NFPA 72 and CAN/ULC-S524. Be sure to observe the polarity of the wires as shown in the diagram.



Contact us...

Phone: 1-800-336-4206

Web: www.edwardssignaling.com

Edwards Signaling is
an **EDWARDS** brand.

3 Farm Glen Boulevard
Farmington, CT 06032

In Canada, contact Chubb Edwards...

Email: inquiries@chubbedwards.com

Web: www.chubbedwards.com

© 2013 UTC Fire & Security Americas
Corporation, Inc. All rights reserved.
Specifications subject to change
without notice. Edwards is part of UTC
Climate, Controls & Security, a unit of
United Technologies Corporation.

INGENIERIA Y SEGURIDAD